

USER MANUAL FOR NCL “EXTRANET” MODULE IN NMASS PORTAL

VERSION: 1.0



**NSE CLEARING LTD.
EXCHANGE PLAZA,
C-1, BLOCK G,
BANDRA KURLA COMPLEX
BANDRA (E)
MUMBAI 400 051**

RELEASE NOTICE

Document Name	User Manual
Document Type	User Manual for Extranet Module
Version	V1.0
Release Date	May 2026

This document is subject to document control. Please keep it up to date using the release notices from the distributor of the document.

COPYRIGHT NOTICE

All rights reserved. No part of this document may be reproduced or transmitted in any form and by any means without the prior permission of NSE Clearing LTD (NCL).

Table of Contents

1. Introduction	5
1.1. Purpose	5
1.2. Scope	5
1.3. Audience	5
1.4. Conventions	5
1.5. Abbreviations and Acronyms	5
2. MEMBER PORTAL	6
2.1. Login Page	6
2.2. Landing Page	6
3. Role and Access Management	7
3.1. Role Management	7
3.2. Access management based on the Member Type for new menus.	7
4. COMMON	8
5. API REGISTRATION	8
6. UPLOAD	9
7. DOWNLOAD	9
8. DASHBOARD	9
8.1. NCL Dashboard	9
8.2. Extranet Downloads	10

1. Introduction

1.1.Purpose

This document explains the functionality available in the system and serves as guidelines for users using the application.

1.2.Scope

The scope of this manual includes the details of Extranet Module introduced in NMASS application.

1.3.Audience

This manual is for use by Members who will use the system for carrying out the daily operations.

1.4.Conventions

Not Applicable.

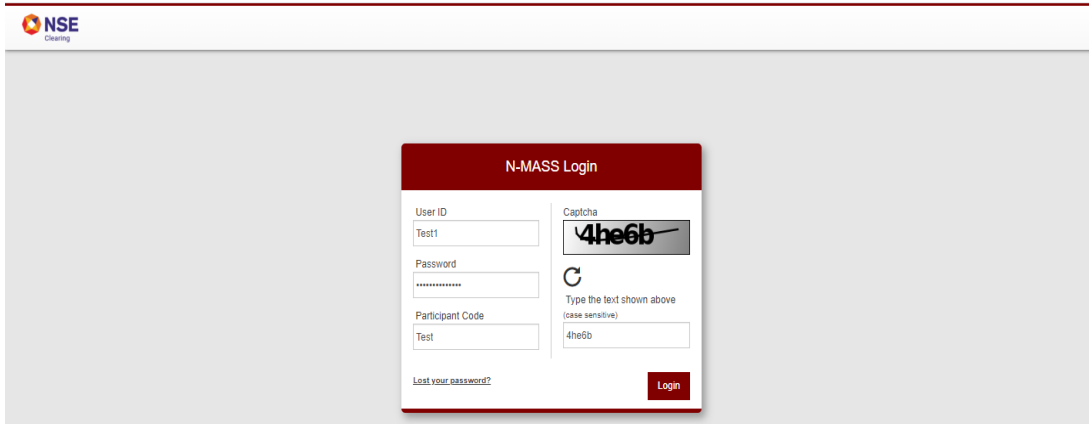
1.5.Abbreviations and Acronyms

Abbreviations and Acronyms	Details
NCL	NSE Clearing Limited
SCM	Self-Clearing members
TM	Trading Member
PCM	Professional Clearing Members

2. NMASS PORTAL

2.1.Login Page

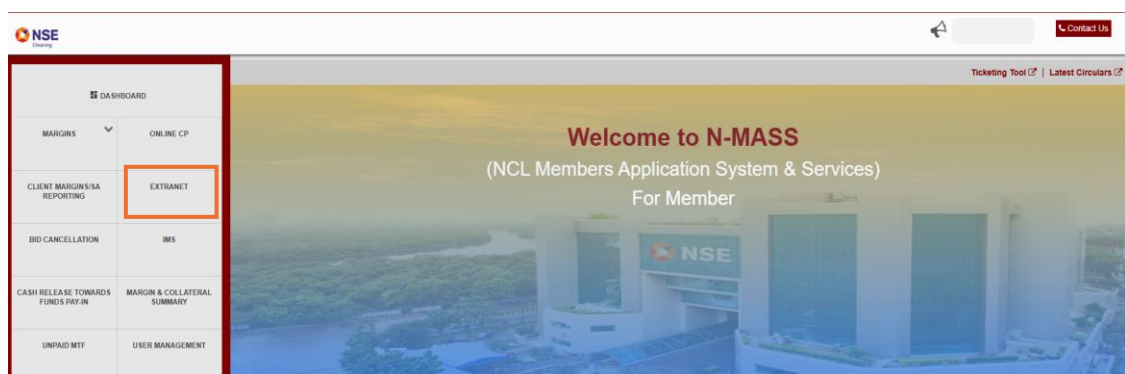
- Members have to login in NMASS Member Environment by providing valid credentials on below URL: <https://www.connect2nsccl.com/login>
- N-MASS displays the Login screen as shown below



- Enter Username, Password, Participant Code and Captcha in the relevant fields
- Click on login button
- After 3 unsuccessful attempts, user will get disabled

2.2.Landing Page for Extranet Service

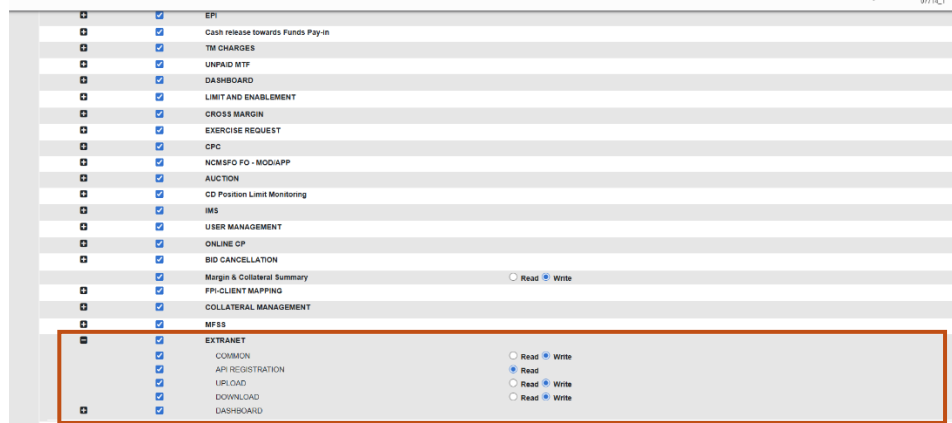
- Click on 'Extranet' menu.



3. Role and Access Management

3.1.Role Management

- For existing / new users, super admin needs to create or modify roles for assignment of new menus.
- User can provide the read/ write menu level access.



3.2.Access management based on the Member Type for new menus.

Sr.No	Menu Name	Service and Menu	Mem Type
1	COMMON	New Menu	SCM, CMTM, TM, and PCM
2	API REGISTRATION	New Menu	SCM, CMTM, TM, and PCM
3	UPLOAD	New Menu	SCM, CMTM, Custody and PCM
4	DOWNLOAD	New Menu	SCM, CMTM, Custody and PCM
5	DASHBOARD	New Menu	SCM, CMTM, Custody and PCM

4. COMMON

Using this option, Members shall download the segment specific common files through this functionality. On selection of the segment, the download grid will display the File Name, Last Modified, Size in bytes and Download options. Depending on the segment for which member is registered with NCL, a dropdown list of segment options will be displayed on this screen.

File Name	Last Modified	Size	Download
MF_WAR22052025.CSV	22/05/25 10:14:48 PM	320218	Download
CB_OL22052025.CSV	22/05/25 08:26:46 PM	229	Download
CB_OL20052025.CSV	20/05/25 02:51:18 PM	220	Download
SEC_OL20052025.CSV	20/05/25 12:35:39 PM	464	Download
APPSEC_COLLVAL_09052025.csv	08/05/25 01:35:35 PM	6649	Download
MF_OL07052025.CSV	07/05/25 11:00:26 PM	227	Download
CB_OL07052025.CSV	07/05/25 11:00:22 PM	195	Download
SEC_OL07052025.CSV	07/05/25 11:00:18 PM	195	Download
APPSEC_COLLVAL_18042025.csv	17/04/25 01:37:51 PM	6609	Download
CB_Haircal_18042025.CSV	17/04/25 12:13:56 PM	58001	Download
CB_Bhancopy17042025.CSV	17/04/25 12:13:56 PM	86059	Download
CB_Bhancopy18042025.CSV	16/04/25 03:17:47 PM	85796	Download

5. API REGISTRATION*

Using this option, the members shall register to avail of API services. This facility will be provided to members to get a specific file through API. In this registration page the member needs to provide password followed by a confirm password.

Below fields shall be auto populated.

- Member Code
- Login ID
- Email Id
- Mobile
- Key

REGISTER PROFILE

Login ID *
1234 PM

Email ID *
12345_01@mail.com

Member's Mobile No *
abcd@xyz.com

Password *
99999999

Confirm Password *
Confirm Password

*The API registration service screen is presently read only and shall be activated subsequently.

6. UPLOAD

Using this option, members shall upload required files from local path in a specific directory. Successfully uploaded file will be available in the Upload folder of the selected Directory. File List grid shall display the File Name, Last Modified, Size in bytes and Download option.

File Name / Folder Name	Last Modified	Size(Bytes)	Download
1234_CEPF20250806.csv.gz	06/08/25 12:40:03 PM	508	Download
1234_CEPF20250720.csv.gz	20/07/25 07:28:02 PM	293	Download
1234_CEPF20250719.csv.gz	19/07/25 07:28:02 PM	292	Download
1234_CEPF20250718.csv.gz	18/07/25 07:28:02 PM	292	Download

7. DOWNLOAD

Using this option, members shall download required files from a specific directory. File List grid shall display the File Name, Last Modified, Size in bytes and Download option.

File Name / Folder Name	Last Modified	Size(Bytes)	Download
DirId	04/07/23 12:09:26 PM		
Order_Reports	04/07/23 12:09:26 PM		
Standard report	04/11/24 10:35:22 AM		
V_1234_SEC_PLEDGE_28072025_01.html.gz	28/07/25 04:14:00 PM	1354	Download
V_1234_SEC_PLEDGE_28072025_01.csv.gz	28/07/25 04:13:59 PM	1034	Download
V_1234_SEC_PLEDGE_18072025_04.html.gz	18/07/25 01:35:43 PM	1354	Download

8. DASHBOARD

8.1.NCL Dashboard

Using this option, members shall monitor the segment specific file generation status and expected completion timing for the current date. On receiving the file, the status shall be updated as completed with expected time as blank.

SEGMENT	FILE DESCRIPTION	STATUS	EXPECTED TIME
CD	Combined Margin File for Trading Member (X_MO13)	Scheduled	21:00:00
CD	Combined Margin File for Clearing Member (X_MO12)	Scheduled	21:00:00
CD	Cross Currency Position file for Clearing Member (CCR_PS04)	Scheduled	21:00:00
CD	Cross Currency Position file for Trading Member (CCR_PS03)	Scheduled	21:00:00
CD	Cross Currency Trades Report for Clearing Member (CCR_TR02)	Scheduled	21:00:00
CD	Cross Currency Trades Report for Trading Member (CCR_TR01)	Scheduled	21:00:00
CD	Details of collaterals submitted by clearing member (CL01)	Scheduled	21:15:00
CD	Portfolio File (pos file)	Scheduled	21:15:00
CD	Interest Rate Futures Margin File for Trading Member (IRF_MO13)	Scheduled	18:30:00
CD	Currency Futures Margin File for Trading Member (CUR_MO13)	Scheduled	18:30:00
CD	Interest Rate Futures Margin File for Clearing Member (IRF_MO12)	Scheduled	18:30:00
CD	Currency Margin File for Clearing Member (CUR_MO12)	Scheduled	18:30:00
CD	Margin payable statement for Clearing Member (MO11)	Scheduled	21:00:00
CD	Bank Report for Next Day Obligations (BK01)	Scheduled	21:00:00
CD	Interest Rate Futures Position file for Clearing Member (PS04)	Scheduled	18:30:00
CD	Interest Rate Futures Position file for Trading Member (PS03)	Scheduled	18:30:00
CD	Interest Rate Futures Trades Report for Clearing Member (TR02)	Scheduled	18:30:00
CD	Interest Rate Futures Trades Report for Trading Member (TR01)	Scheduled	18:30:00
CD	Currency Position file for Clearing Member (CUR_PS04)	Scheduled	18:30:00

8.2.Extranet Downloads

Using this option, members shall download the latest transferred files for the current day. Members shall get all the latest files across segments in a single interface. The latest file received shall be reflected at the top.

MEMBER PORTAL - EXTRANET					
COMMON API REGISTRATION UPLOAD DOWNLOAD DASHBOARD					
RECEIVE DATE	RECEIVE TIME	FILE NAME	FILE PATH	DOWNLOAD	
30 Mar 2026	16:06	STT_NCL_CM_8_TM_1234_20251229_F_0000.csv	cmftp\1\reports\	Download	
30 Mar 2026	16:06	StampDuty_NCL_CM_8_TM_1234_20251229_F_0000.csv	cmftp\1\reports\	Download	
30 Mar 2026	16:06	StampDuty_NCL_CM_8_TM_1234_20251229_F_0000.csv	cmftp\1\reports\	Download	
30 Mar 2026	16:10	STT_NCL_CM_8_TM_1234_20251229_F_0000.csv	cmftp\1\reports\	Download	
23 Mar 2026	13:12	C_1234_0012026.pdf	stftp\1\reports\	Download	